



# Montréal 2009

## CLAO INTERNATIONAL CONTACT LENS SUMMIT

September 24-26 / Hyatt Regency Montréal

*The Premier Contact Lens  
Event of the Year.*

**CLAO**

Contact Lens Association of Ophthalmologists  
An International Educational Association

Acknowledgment of Platinum Level Program Support

**CIBA**  **VISION**

Shared Passion for Healthy Vision and Better Life

**VISTAKON**

divided by  
**Johnson & Johnson**  
Vision Care, Inc.

Acknowledgment of Silver Level Program Support

**Alcon**

**Bausch & Lomb**

Perfecting Vision. Enhancing Life.™

877.501.3937 | +001.1.651.731.7245 | [www.claio.org](http://www.claio.org)

## Dear Participant,

On behalf of the Contact Lens Association of Ophthalmologists, Inc., (CLAO), I am pleased to welcome you to the 2009 International Contact Lens Summit (ICLS) in Montréal, Quebec, Canada. It is an exciting year for contact lens care, and we've provided a cutting-edge curriculum that reflects the latest innovations in this industry.

Montréal was chosen for its modern, intercontinental flair as we welcome ophthalmologists and optometrists from around the globe. The 2009 ICLS is an opportunity for these two divisions of contact lens specialists to unite in pursuit of a common goal: improving contact lens care worldwide. It is also a chance to network and discuss new ideas and effective methods for improving efficiency and quality of care.

As you'll discover, lectures cover a range of interesting topics, led by some of the world's leading contact lens professionals. Learn what other vision care specialists are researching, and earn CME or related educational credits in the process. In addition, several social events have been coordinated to ensure that your experience is both educational and enjoyable.

Thank you for joining us in Montréal for this important contact lens summit, and for making education and innovation a priority in vision care.

Sincerely,  
Jean-Pierre Chartrand, MD  
CLAO President

## THURSDAY, SEPTEMBER 24

## PROGRAM AGENDA

## GRAND SALON BALLROOM

12:45 – 1:00 p.m.	<b>Welcome and Introductions</b> . . . . . Jean-Pierre Chartrand, MD (Canada) and Michael H. Goldstein, MD, MBA (USA) Daniel Brazeau, OD (Canada), S. Lance Forstot, MD (USA)
1:00 – 1:50 p.m.	<b>CLAO ERF James E. Key, II, MD Symposium</b> . . . . . Moderator: Gary N. Foulks, MD (USA) “Ocular Surface Disease” . . . . . ERF Keynote Speaker: Kelly Nichols, OD, PhD (USA) “The Chemistry of Gel-forming Tear Supplements” . . . . . Howard Ketelson, PhD (USA)
1:50 – 2:20 p.m.	<b>CLAO ERF Study Award Grants Symposium</b> . . . . . Moderator: Donald J. Doughman, MD (USA) “Anterior Lamellar Trephination with Photochemical Augmentation” . . . . . Ivey Thornton, MD (USA) “Corneal Erosions and Contact Lens Wear” . . . . . Brien A. Holden, OD, PhD, OAM (Australia)
2:20 – 2:40 p.m.	<b>Break (with Exhibitors)</b>
2:40 – 3:30 p.m.	<b>SOBLEC Symposium</b> . . . . . Moderators: Newton Kara-José, MD (Brazil) and Bruce H. Koffler, MD (USA) “Contact Lens Fitting After Refractive Surgery” . . . . . Paulo Ricardo de Oliveira, MD (Brazil) “Special Uses of the Piggyback System” . . . . . Orestes Miraglia, Jr., MD (Brazil) “Contact Lens Fitting After Intra-stromal Ring and Crosslink” . . . . . Cesar Lipener, MD (Brazil) “Contact Lens Fitting After Corneal Transplantation” . . . . . Tania Schaefer, MD (Brazil)
3:30 – 4:20 p.m.	<b>Risk Management (An OMIC Approved Session)</b> . . . . . Moderator: Michael H. Goldstein, MD, MBA (USA) (USA) “Difficult Physician-Patient Relationships” . . . . . C. Gregory Tiemeier, JD (USA)
4:20 – 4:50 p.m.	<b>Silicone Lenses and Lens Care</b> . . . . . Moderator: Michael H. Goldstein, MD, MBA (USA) “Silicone Hydrogel Lens Performance and Lens Care” . . . . . Brien A. Holden, OD, PhD, OAM (Australia)
4:50 – 5:00 p.m.	<b>IMCLC Presentation</b> (CME is not provided for this presentation.) “Activities of the International Medical Contact Lens Council” . . . . . Albert Franceschetti, MD (Switzerland)
5:00 – 7:00 p.m.	<b>International Wine Tasting Reception (with Exhibitors) Ticket Required</b>

# Montréal 2009

CLAO INTERNATIONAL CONTACT LENS SUMMIT

September 24-26, 2009 / Montréal, Canada

FRIDAY, SEPTEMBER 25

PROGRAM AGENDA

GRAND SALON BALLROOM

7:00 – 8:00 a.m.	<b>Manufacturers' Breakfast Seminars</b> <i>(CME is not provided for these seminars.)</i>
7:00 a.m.	<b>Alcon:</b> "Bacteria and Biofilms: Roles in Infiltrative Responses and Methods of Prevention" ( <b>Picardie Room</b> ) . . . Loretta Szczotka-Flynn OD, MS (USA)
7:00 a.m.	<b>AccuLenses:</b> "A Simple Approach in Managing Corneal Distortion With Scleral Lenses" ( <b>Argenteuil Room</b> ) . . . Bill Masler, FCLSA (USA)
7:30 a.m.	<b>Bausch &amp; Lomb:</b> "Presbyopia and Contact Lenses" ( <b>Picardie Room</b> ) . . . . . Joseph Barr, OD, MS (USA)
7:30 a.m.	<b>CIBA Vision:</b> "New Developments in Multifocal Contact Lenses" ( <b>Argenteuil Room</b> ) . . . . . Pamela Chinchilla, OD and Langis Michaud, OD, FFAO (Canada)
8:00 – 8:30 a.m.	<b>Opening Session Panel Forum</b> . . . . . <i>Moderators:</i> Michael H. Goldstein, MD, MBA (USA) and S. Lance Forstot, MD (USA) <b>Global Vision of the Contact Lens Field: What the Future Holds</b> <i>(CME is not provided for this presentation.)</i> <i>Panel Participants:</i> Tom Roberts, J&J Vision Care; Joseph Barr, OD, Bausch & Lomb; James Murphy, Alcon; Richard E. Weisbarth, OD, CIBA Vision
8:30 – 8:35 a.m.	<b>Break</b>
8:35 – 9:00 a.m.	<b>Summit Keynote Lecture: Past, Present, and Future of Contact Lenses</b> . . . . . Brien A. Holden, OD, PhD, OAM (Australia)
9:00 – 9:50 a.m.	<b>How Are Contact Lenses Used in My Country?</b> . . . . . <i>Moderator:</i> Jean-Pierre Chartrand, MD (Canada) CLAO . . . . . Jean-Pierre Chartrand, MD (Canada) JCLS . . . . . Motozumi Itoi, MD (Japan) ECLSO . . . . . Florence Malet, MD (France) APCLAO . . . . . Chong Yew Khoo, MD (Singapore) SOBLEC . . . . . Tania Schaefer, MD (Brazil)
9:50 – 10:10 a.m.	<b>Break (with Exhibitors)</b>
10:10 – 11:10 a.m.	<b>Free Paper Presentations</b> . . . . . <i>Moderators:</i> Michael H. Goldstein, MD, MBA (USA) and Warren R. Fagadau, MD (USA) "Clinical Evaluation of Stabilizing Myopia by Accelerating Reshaping Technique" . . . . . Bruce H. Koffler, MD (USA) "Ophthalmic Drug Delivery by Contact Lenses" . . . . . Anuj Chauhan, PhD (USA) "Sustained and Controlled Release of an Antibiotic from Contact Lenses" . . . . . Joseph B. Ciolino, MD (USA) "Thin Corneas and Refractive Surgery" . . . . . Julieta Habeyche Gonçalves, MD (Brazil) "Assessing Keratoconus with the Aid of Normal Average Cornea (NAC), Zernike Polynomials, Fourier Harmonics and Corneal Elevations" . . . . . Sami G. El Hage, OD, PhD (USA) "Visual Impacts of Cosmetic Colored Contact Lenses" . . . . . Langis Michaud, OD, MSc (Canada)
11:10 – 12:00 p.m.	<b>JCLS Symposium</b> . . . . . <i>Moderators:</i> Motozumi Itoi, MD (Japan) and Bruce H. Koffler, MD (USA) "Corneal Shape and Backgrounds of Keratoconus Occurred on Long-term Soft Contact Lens Wearers" . . . . . Motozumi Itoi, MD (Japan) "The Effects of Soft Contact Lens Wear on the Tear Film and Ocular Surface" . . . . . Norihiko Yokoi, MD (Japan) "Influence of Cosmetics and Cleansing Products for the Eyes on Soft Contact Lenses" . . . . . Junko Tsukiyama, MD (Japan) "Comparison of Antimicrobial Activity and Cytotoxicity of Commercial Multipurpose Contact Lens Solutions in Japan" . . . . . Ryoji Yanai, MD (Japan)
12:00 – 1:00 p.m.	<b>Lunch (with Exhibitors)</b>
1:00 – 1:50 p.m.	<b>What's New in Corneal Surgery?</b> . . . . . <i>Moderator:</i> Ira J. Udell, MD (USA) "DSAEK Update" . . . . . Robert Schultze, MD (USA) "Interactive Case Discussions" . . . . . Ira J. Udell, MD (USA)
1:50 – 2:40 p.m.	<b>What's New in Dry Eye?</b> . . . . . <i>Moderator:</i> Gary N. Foulks, MD (USA) (This Symposium is Dedicated to the Memory of Jeffrey P. Gilbard, MD) "Prolonging the Lubricant Effect to Topical Therapy" . . . . . Bruce H. Koffler, MD (USA) "Current Understanding of Tear Film Osmolarity" . . . . . Michael A. Lemp, MD (USA)
2:40 – 3:10 p.m.	<b>Break (with Exhibitors)</b>
3:10 – 4:00 p.m.	<b>ECLSO Symposium</b> . . . . . <i>Moderators:</i> Sami G. El Hage, OD, PhD (USA) and Florence Malet, MD (France) "Crosslinking in Keratoconus" . . . . . Carina Koppen, MD (Belgium) "Contact Lens Fitting After Surgery for Keratoconus" . . . . . Florence Malet, MD (France) "Classification Systems of Contact Lens-Associated Corneal Infiltrates" . . . . . René Mely, MD (France) "Update on European View of Silicone Hydrogels" . . . . . Albert Franceschetti, MD (Switzerland)
4:00 – 4:30 p.m.	<b>Harold A. Stein, MD, Lecture</b> . . . . . <i>Introduction:</i> James E. Key II, MD (USA) "Update on Keratoconus and its Management" . . . . . Florence Malet, MD (France)
4:30 – 5:00 p.m.	<b>Free Papers (Session II)</b> . . . . . <i>Moderators:</i> Michael H. Goldstein, MD, MBA and Warren R. Fagadau, MD (USA) "The Benefits of a New Reverse Geometry Hybrid Lens for Keratoconus" . . . . . Dianne M. Anderson, OD, FFAO (USA) "Fitting Kids with Contact Lenses Provides Benefits Beyond Vision Correction" . . . . . Sheila B. Hickson-Curran, MCOptom (USA) "An Ocular Surface Prosthesis in the Treatment of Corneal Ectasia" . . . . . Deborah S. Jacobs, MD (USA) "The Accommodating Contact Lens" . . . . . Helmut Binder, MD (Germany)
5:00 – 7:00 p.m.	<b>International Wine Tasting Reception (with Exhibitors)</b> <b>Tickets Required</b>

All times, speakers, and topics are subject to change.

7:00 – 8:00 a.m.	<b>Manufacturers' Breakfast Seminars</b> (CME is not provided for these seminars.)
7:00 a.m.	<b>CooperVision:</b> "State-of-the-Art Technology for Your Contact Lens Patients" ( <b>Argenteuil Room</b> ) ..... Mark Andre, FAAO (USA)
7:30 a.m.	<b>Vistakon:</b> "Acuvue Oasys for Presbyopia: Continuing the Journey of Success" ( <b>Picardie Room</b> ) ... Richard Wallingford, Jr., OD (USA)
7:30 a.m.	<b>Paragon Vision Sciences:</b> "Update on Paragon CRT and Corneal Reshaping Worldwide" ( <b>Argenteuil Room</b> ) . Patrick Caroline, FAAO (USA)
8:00 – 8:50 a.m.	<b>Challenging Contact Lens Fits</b> ..... Moderator: Daniel Brazeau, OD (Canada)
	"Why a Piggyback System for Irregular Corneas?" ..... Daniel Brazeau, OD (Canada)
	"Toric Lenses For Orthokeratology Patients" ..... Patrick J. Caroline, FAAO (USA)
	"Large Diameter Lenses For Irregular Corneas" ..... Mark Andre, FAAO (USA)
	"Use of Custom-Made Silicone Lenses for Special Fittings" ..... Langis Michaud, OD, MSc (Canada)
8:50 – 9:40 a.m.	<b>Microbial Keratitis - Using Risk Factors to Prevent MK</b> ..... Moderator: Desmond Fonn, Dip Optom, M Optom (Canada)
	"Measuring Anti-Ig A-Ak Tear Levels Before Initial Contact Lens Wear" ..... H. Dwight Cavanagh, MD, PhD (USA)
	"Modifiable and Non-Modifiable Risk Factors for MK" ..... Loretta B. Szcozka-Flynn, OD (USA)
	"Corneal Infections and Public Policy" ..... Thomas L. Steinemann, MD (USA)
	"Patient Non-Compliance is the Biggest Risk" ..... Ralph Stone, PhD (USA)
	Panel Discussion
9:40 – 10:10 a.m.	<b>Break (with Exhibitors)</b>
10:10 – 10:40 a.m.	<b>Oliver H. Dabezies Jr., MD, Lecture</b> ..... Introduction: Harold A. Stein, MD (Canada)
	"Multipurpose Lens Care Solutions: Fact or Folly" ..... H. Dwight Cavanagh, MD, PhD (USA)
10:40 – 11:30 a.m.	<b>What's New in Refractive Surgery</b> ..... Moderator: Raymond M. Stein, MD, FRCSC (Canada)
	"Refractive IOLs" ..... Sam Fanous, MD, FRCSC (Canada)
	"Surgical Advances in Keratoconus" ..... Raymond M. Stein, MD, FRCSC (Canada)
11:30 – 12:20 p.m.	<b>What's New in the Treatment and Diagnosis of Ocular Infection?</b> ..... Moderator: Regis P. Kowalski, MS, M(ASCP) (USA)
	"Anti-Viral Therapy: New Drugs on the Horizon?" ..... Eric G. Romanowski, MS (USA)
	"Contact Lens Disinfection: What are the Rules and What Can We Expect?" ..... Ralph Stone, PhD (USA)
	"An Update on the Status of Macrolide Antibiotics for the Treatment of Blepharitis" ..... Gary N. Foulks, MD (USA)
	"Polymerase Chain Reaction: Are We Expecting Too Much?" ..... Regis P. Kowalski, MS, M(ASCP) (USA)
12:20 – 1:30 p.m.	<b>Lunch (with Exhibitors)</b>
1:30 – 2:20 p.m.	<b>Update On Scleral Lenses</b> ..... Moderators: Deborah S. Jacobs, MD (USA) and Perry Rosenthal, MD (USA)
	"Scleral Lenses in Ocular Surface Disease" ..... Muriel M. Schornack, OD (USA)
	"Scleral Lenses for Corneal Neuralgia" ..... Perry Rosenthal, MD (USA)
	"Advances in Scleral Lenses for Ectasia" ..... Deborah S. Jacobs, MD (USA)
2:20 – 3:10 p.m.	<b>Contact Lens Related Complications</b> ..... Moderators: William T. Driebe, Jr., MD (USA) and Loretta B. Szcozka-Flynn, OD (USA)
	"The Epidemiology of Contact Lens Related Keratitis" ..... Loretta B. Szcozka-Flynn, OD (USA)
	"Bacterial and Fungal Keratitis Associated with Contact Lens Wear" ..... Thomas L. Steinemann, MD (USA)
	"Acanthamoeba Keratitis and Contact Lens Wear" ..... Elmer Tu, MD (USA)
3:10 – 3:40 p.m.	<b>Break (with Exhibitors)</b>
3:40 – 4:30 p.m.	<b>New Uses for Contact Lenses Including Contact Lens Delivery of Medications</b> ..... Moderators: Peter C. Donshik, MD (USA) and David W. Lamberts, MD (USA) (This Symposium is Dedicated to the Memory of J. Pat Cummings, OD, FAAO)
	"Update on New Contact Lens Technologies" ..... Peg Achenbach, OD (USA)
	"Wavefront Guided Contact Lenses 2009: Recent Clinical Experiences" ..... Leroy Meshel, MD (USA)
	"Contact Lenses to Monitor and Treat Disease" ..... William H. Ehlers, MD (USA)
	"Update on Acanthamoeba and the FDA Clinical Microbiology Workshop - A Physician's Perspective" ..... Elmer Tu, MD (USA)
4:30 – 4:45 p.m.	<b>Closing Remarks</b> ..... Jean-Pierre Chartrand, MD (Canada), Michael H. Goldstein, MD, MBA (USA) Daniel Brazeau, OD (Canada), S. Lance Forstot, MD (USA)
5:00 – 7:00 p.m.	<b>Closing Night Reception at the Montréal Musée d'Art Contemporain Tickets Required</b>

All times, speakers, and topics are subject to change.

### SYMPOSIA DESCRIPTIONS

#### • CLAO ERF JAMES E. KEY, II, MD SYMPOSIUM

**MODERATOR:** GARY N. FOULKS, MD (USA)

**Technical Level:** III **Audience:** All Eye Care Professionals

**Prerequisites:** The participant should be familiar with the anatomy of the anterior segment of the eye and corneal physiology.

**Description:** Ocular surface disease is becoming better understood resulting in new approaches to treatment. This symposium will cover the science of ocular surface disease and present recent advances in the chemistry of tear supplements.

**Objectives:** At the completion of this course, the attendee should be able to:

- 1) Assess types of ocular surface diseases;
- 2) Discuss new developments in the treatment of ocular surface disease;
- 3) Summarize the chemistry of gel-forming tear supplements.

#### • CLAO ERF STUDY AWARD GRANTS SYMPOSIUM

**MODERATOR:** DONALD J. DOUGHMAN, MD (USA)

**Technical Level:** III **Audience:** All Eye Care Professionals

**Prerequisites:** The participant should be familiar with basic corneal surgery techniques, in particular, trephination methods. A basic knowledge of contact lens fitting is required.

**Description:** The presenters in this symposium were awarded CLAO Education and Research Foundation research grants for 2008. They are presenting the results of their research in this symposium.

**Objectives:** At the completion of this course, the attendee should be able to:

- 1) Recognize how photochemical augmentation can be used with anterior lamellar trephination;
- 2) Discuss corneal erosions;
- 3) Cite how contact lens wear can induce corneal erosions.

#### • SOBLEC SYMPOSIUM: CONTACT LENS ADAPTATION UNDER SPECIAL CONDITIONS

**MODERATORS:** NEWTON KARA-JOSÉ, MD (BRAZIL) AND BRUCE H. KOFFLER, MD (USA)

**Technical Level:** II **Audience:** All Eye Care Professionals

**Prerequisites:** The participant should be familiar with corneal physiology and contact lens fitting.

**Description:** The Brazilian Ophthalmological Society of Contact Lenses and Cornea (SOBLEC) was invited to put on this special International Symposium. Well-known ophthalmologists from Brazil will present on special uses for contact lenses.

**Objectives:** At the completion of this course, the attendee should be able to:

- 1) Recognize how contact lenses can be utilized after refractive surgery;
- 2) Discuss special uses for piggyback contact lens fitting;
- 3) Analyze the possibility of contact lens wear after intra-stromal ring surgery;
- 4) Describe contact lens use after corneal transplantation.

#### • RISK MANAGEMENT SYMPOSIUM

**MODERATOR:** MICHAEL H. GOLDSTEIN, MD, MBA (USA)

**Technical Level:** I **Audience:** Ophthalmologists

**Prerequisite:** None.

**Description:** The Ophthalmic Mutual Insurance Company (OMIC) is a risk retention group. The organization provides "qualified ophthalmologists with a single, comprehensive, affordable professional liability policy for the full scope of ophthalmic practice." This presentation will provide ophthalmologists with a better understanding of the ever-changing risk exposures and business issues facing them and their practices today.

**Objectives:** At the completion of this course, the attendee should be able to:

- 1) Identify the risk exposures for the ophthalmology practice;
- 2) Distinguish business issues in ophthalmology care;
- 3) Recognize difficult physician/patient relationships and how to minimize exposure while maximizing patient care.

#### • SILICONE LENSES AND LENS CARE

**MODERATOR:** MICHAEL H. GOLDSTEIN, MD, MBA (USA)

**Technical Level:** III **Audience:** All Eye Care Professionals

**Prerequisite:** The participant should be familiar with the different types of silicone hydrogel lenses currently available to practitioners and current contact lens care procedures.

**Description:** Silicone hydrogel contact lenses are the most popular soft lenses prescribed today. This presentation will cover new information on contact lens care and silicone hydrogel performance.

**Objectives:** At the completion of this course, the attendee should be able to:

- 1) State the different types of lens care;
- 2) Recognize how lens care impacts contact lens performance;
- 3) Summarize how silicone hydrogel lenses should perform on the eye.

#### • OPENING KEYNOTE LECTURE SYMPOSIUM

**MODERATOR:** MICHAEL H. GOLDSTEIN, MD, MBA (USA)

**Technical Level:** I **Audience:** All Eye Care Professionals

**Prerequisite:** None.

**Description:** This presentation is an invited lectureship. The speaker will present the history of contact lenses, discuss how contact lenses are used today, and consider what the future may hold.

**Objectives:** At the completion of this course, the attendee should be able to:

- 1) Describe older contact lens materials and designs;
- 2) Recognize how past technology has evolved into the current contact lenses;
- 3) Consider what the future holds for new developments in the field of contact lenses.

#### • HOW ARE CONTACT LENSES USED IN MY COUNTRY?

**MODERATOR:** JEAN-PIERRE CHARTRAND, MD (CANADA)

**Technical Level:** I **Audience:** All Eye Care Professionals

**Prerequisite:** None.

**Description:** This Symposium was put together specifically for the International Contact Lens Summit in order to bring together contact lens experts from various countries to discuss contact lenses in their respective countries (epidemiology, use patterns, etc.)

**Objectives:** At the completion of this course, the attendee should be able to:

- 1) Discuss contact lens use in different countries;
- 2) Analyze the value of contact lens use around the world;
- 3) Consider demographics and use patterns of contact lenses in different parts of the world.

#### • FREE PAPERS (SESSION I)

**MODERATORS:** MICHAEL H. GOLDSTEIN, MD, MBA (USA) AND WARREN R. FAGADAU, MD (USA)

**Technical Level:** II **Audience:** All Eye Care Professionals

**Prerequisite:** The participant should be familiar with basic ocular terminology and ocular physiology. A basic knowledge of contact lens fitting is required.

**Description:** Researchers were invited to submit free papers for presentation at this meeting. This session provides an opportunity for these researchers to discuss their work.

**Objectives:** At the completion of this course, the attendee should be able to:

- 1) Evaluate the stabilization of myopia utilizing the accelerating reshaping technique;
- 2) Discuss the delivery of medication through a contact lens;
- 3) Consider the technology development for allowing sustained and controlled release of a medication from a contact lens;
- 4) Reflect on how thin corneas may preclude refractive surgery;
- 5) Assess mathematical descriptors for determining keratoconus.

#### • JCLS SYMPOSIUM

**MODERATORS:** MOTOZUMI ITOI, MD (JAPAN) AND BRUCE H. KOFFLER, MD (USA)

**Technical Level:** II **Audience:** All Eye Care Professionals

**Prerequisite:** The participant should be familiar with basic ocular terminology and ocular physiology. A basic knowledge of contact lens fitting is required.

**Description:** The Japan Contact Lens Society (JCLS) was invited to put on this special International Symposium. Well-known ophthalmologists from Japan will present scientific papers ranging on various topics.

**Objectives:** At the completion of this course, the attendee should be able to:

- 1) Itemize corneal shapes and backgrounds of keratoconus of long-term contact lens wearers;
- 2) Discuss the influence of eye cosmetics on contact lenses in Japan;
- 3) Analyze differences in antimicrobial activity in multipurpose solutions available in Japan.

#### • WHAT'S NEW IN CORNEAL SURGERY?

**MODERATOR:** IRA J. UDELL, MD (USA)

**Technical Level:** III **Audience:** All Eye Care Professionals

**Prerequisite:** The participant should be familiar with corneal anatomy and current keratoplasty methods

**Description:** This symposium will provide new information on Descemet's stripping automated endothelial keratoplasty (DSAEK). Case studies will be presented with active discussion about the cases with the learners.

**Objectives:** At the completion of this course the participant should be able to:

- 1) Assess the efficacy of Descemet's stripping automated endothelial keratoplasty;
- 2) Compare DSAEK to traditional penetrating keratoplasty;
- 3) Consider why the DSAEK procedure utilizes a much smaller surgical incision and requires no corneal sutures.

#### • WHAT'S NEW IN DRY EYE?

**MODERATOR:** GARY N. FOULKS, MD (USA)

**Technical Level:** II **Audience:** All Eye Care Professionals

**Prerequisite:** The participant should be familiar with ocular physiology, tear film mechanisms, and corneal anatomy.

**Description:** This symposium will cover new methods for helping to prolong the lubricant effect of topical ocular medications. An update on new research in the field of tear film osmolarity will be presented.

**Objectives:** At the completion of this course, the attendee should be able to:

- 1) Discuss methods to prolong the lubricating effect of topical medications;
- 2) Recognize new understanding of tear film chemistry;
- 3) Consider how changes in tear film osmolarity affect the cornea.

### SYMPOSIA DESCRIPTIONS

#### • ECLSO SYMPOSIUM

**MODERATORS:** SAMI G. EL HAGE, OD, PHD (USA) AND FLORENCE MALET, MD (FRANCE)

**Technical Level:** III **Audience:** All Eye Care Professionals

**Prerequisite:** The participant should be familiar with silicone hydrogel lenses, keratoconus, and corneal infiltrates.

**Description:** The European Contact Lens Society (ECLSO) was invited to put on this special International Symposium. Well-known ophthalmologists from different countries in Europe will present on current contact lens research in Europe.

**Objectives:** At the completion of this course, the attendee should be able to:

- 1) Reflect on the corneal changes from keratoconus;
- 2) Grade the efficacy of contact lens fitting after keratoconus surgery;
- 3) Rank various corneal infiltrates based on a classification system.

#### • HAROLD A. STEIN, MD, LECTURE

**MODERATOR:** JAMES E. KEY, II, MD (USA)

**Technical Level:** III **Audience:** All Eye Care Professionals

**Prerequisites:** The participant should be familiar with the condition of keratoconus and currently accepted management strategies.

**Description:** This symposium is one of the Named Lectureships in the ICLS program. The invited lecturer will provide an update on keratoconus and strategies for management of this condition.

**Objectives:** At the completion of this course, the attendee should be able to:

- 1) Assess corneal changes from keratoconus;
- 2) Consider when to fit contact lenses after keratoconus surgery;
- 3) Rank various management strategies for treatment of keratoconus.

#### • FREE PAPERS (SESSION II)

**MODERATORS:** MICHAEL H. GOLDSTEIN, MD, MBA AND WARREN R. FAGADAU, MD (USA)

**Technical Level:** II **Audience:** All Eye Care Professionals

**Prerequisites:** The participant should be familiar with basic ocular terminology and ocular physiology. A basic knowledge of contact lens fitting is required.

**Description:** Researchers were invited to submit free papers for presentation at this meeting. This session provides an opportunity for these researchers to discuss their work.

**Objectives:** At the completion of this course, the attendee should be able to:

- 1) Recognize the benefits of contact lens wear in children;
- 2) Discuss reverse geometry contact lenses for use in keratoconus;
- 3) Consider the use of an ocular surface prosthesis for the treatment of ectasia;
- 4) Recognize the possibility of an accommodating contact lens.

#### • CHALLENGING CONTACT LENS FITS

**MODERATOR:** DANIEL BRAZEAU, OD (CANADA)

**Technical Level:** III **Audience:** All Eye Care Professionals

**Prerequisites:** The participant should be familiar with the different types of contact lenses. A basic knowledge of contact lens fitting is required.

**Description:** This symposium will provide insight into special uses for contact lenses. Corneal problems that can be addressed with specialized contact lenses include irregular corneas, orthoK, and special fitting requirements. Additionally, the experts will report on clinical cases of challenging contact lens fits.

**Objectives:** At the completion of this course, the attendee should be able to:

- 1) Recognize how to proceed for fitting piggyback contact lenses;
- 2) Discuss how toric contact lenses may be useful for orthoK patients;
- 3) Cite special uses for custom made silicone contact lenses.

#### • MICROBIAL KERATITIS – USING RISK FACTORS TO PREVENT MK

**MODERATOR:** DESMOND FONN, DIP OPTOM, M OPTOM (CANADA)

**Technical Level:** III **Audience:** All Eye Care Professionals

**Prerequisite:** The participant should be familiar with basic ocular anatomy and physiology. A basic knowledge of contact lens fitting is required.

**Description:** Microbial keratitis represents a risk factor for contact lens wear. This symposium presents new data on this topic. A panel discussion will follow.

**Objectives:** At the completion of this course, the attendee should be able to:

- 1) Recognize the value of measuring anti-ig and a-ak tear levels;
- 2) Differentiate between modifiable and non-modifiable risk factors in microbial keratitis;
- 3) Discuss public policy on corneal infections;
- 4) Consider the importance of patient compliance on risk.

#### • OLIVER H. DABEZIES, JR. MD, LECTURE

**MODERATOR:** HAROLD A. STEIN, MD (CANADA)

**Technical Level:** III **Audience:** All Eye Care Professionals

**Prerequisite:** The participant should be familiar with contact lens care systems.

**Description:** This symposium is one of the Named Lectureships in the ICLS program. The invited lecturer will provide information on multipurpose contact lens care solutions.

**Objectives:** At the completion of this course, the attendee should be able to:

- 1) Recognize current multipurpose care solutions;
- 2) Consider the known facts of multipurpose care solutions;
- 3) Evaluate the efficacy of various multipurpose care solutions.

#### • WHAT'S NEW IN REFRACTIVE SURGERY?

**MODERATOR:** RAYMOND A. STEIN, MD (CANADA)

**Technical Level:** III **Audience:** All Eye Care Professionals

**Prerequisite:** The participant should be familiar with laser vision correction.

**Description:** Laser vision correction has proven to be an accepted procedure. This presentation will cover the new information in this field.

**Objectives:** At the completion of this course, the attendee should be able to:

- 1) State the different types of laser vision correction available today;
- 2) Recognize how refractive IOLs are being utilized;
- 3) Summarize surgical advances for the treatment of keratoconus.

#### • WHAT'S NEW IN THE TREATMENT AND DIAGNOSIS OF OCULAR INFECTION?

**MODERATOR:** REGIS P. KOWALSKI, MS, M(ASCP) (USA)

**Technical Level:** III **Audience:** All Eye Care Professionals

**Prerequisite:** The participant should be familiar with basic ocular anatomy, ocular physiology, and understand ocular infection.

**Description:** This symposium will discuss new treatments for ocular infection. In particular, new drugs and new diagnoses.

**Objectives:** At the completion of this course, the attendee should be able to:

- 1) Recognize what new anti-viral therapies may soon be available;
- 2) Discuss new rules for contact lens disinfection;
- 3) Consider macrolide antibiotics for the treatment of blepharitis.

#### • UPDATE ON SCLERAL LENSES

**MODERATORS:** DEBORAH S. JACOBS, MD (USA) AND

PERRY ROSENTHAL, MD (USA)

**Technical Level:** III **Audience:** All Eye Care Professionals

**Prerequisite:** The participant should be familiar with the gas permeable contact lens fitting.

**Description:** Scleral contact lenses, in particular, gas permeables, are being used more and more today in the treatment of various ocular surface problems. This presentation will cover the new information on scleral contact lenses and their use.

**Objectives:** At the completion of this course, the attendee should be able to:

- 1) Consider the use of scleral contact lenses for treatment of ectasia;
- 2) Discuss the use of scleral lenses for corneal neuralgia;
- 3) Summarize how scleral lenses are being used in the treatment of ocular surface disease.

#### • CONTACT LENS RELATED COMPLICATIONS

**MODERATORS:** WILLIAM T. DRIEBE, JR., MD (USA)

AND LORETTA B. SZCOTKA-FLYNN, OD (USA)

**Technical Level:** III **Audience:** All Eye Care Professionals

**Prerequisite:** The participant should be familiar with basic ocular anatomy and ocular physiology.

**Description:** This symposium will cover the topic of contact lens related complications. The epidemiology of contact lens related keratitis will be featured, along with bacterial and fungal keratitis. The recent concern regarding Acanthamoeba and contact lens wear will be discussed.

**Objectives:** At the completion of this course, the attendee should be able to:

- 1) Recognize bacterial and fungal keratitis associated with contact lens wear;
- 2) Discuss the epidemiology of contact lens related keratitis;
- 3) Consider treatments for contact lens related keratitis.

#### • NEW USES FOR CONTACT LENSES INCLUDING CONTACT LENS DELIVERY OF MEDICATIONS:

**MODERATORS:** PETER C. DONSHIK, MD (USA) AND DAVID W. LAMBERTS, MD (USA)

**Technical Level:** II **Audience:** All Eye Care Professionals

**Prerequisite:** The participant should be familiar with basic ocular terminology and ocular physiology. A basic knowledge of contact lens fitting is required.

**Description:** New types of contact lenses are being developed for the treatment of ocular diseases. The future uses of contact lenses, beyond just vision correction, will be considered in this symposium.

**Objectives:** At the completion of this course, the attendee should be able to:

- 1) Name new contact lens technology;
- 2) Discuss wavefront guided contact lens designs;
- 3) Consider the potential future uses of contact lenses for monitoring and treating diseases.

### FACULTY BIOGRAPHIES



**Peg Achenbach, OD** - Dr. Achenbach is Senior Director for the Professional Development Group at Vistakon®. She is former Vice President of Medical Operations for SDR Pharmaceuticals, Inc., leading research and product development in oncology, human immunodeficiency virus, tuberculosis, antimicrobial agents, and dermatology. She is a member of the New Jersey Commission for the Blind and Visually Impaired, a member of the Association for Research in Vision and Ophthalmology (ARVO), the American Academy of Optometry (AAO), and the American Optometric Association (AOA).



**Dianne M. Anderson, OD, FFAO** - Dr. Anderson has a bachelor of science degree in biology from Rockford College in Rockford, IL and is a graduate of Indiana University School of Optometry. She is a fellow of the American Academy of Optometry and a member of the American Optometric Association's Cornea and Contact Lens Section. She maintains a specialty contact lens and anterior segment disease practice with two ophthalmology groups in suburban Chicago. Her major area of interest lies in keratoconus and post-surgical contact lens fits such as corneal transplants.



**Mark Andre, FFAO** - Presently, he is an Associate Professor of Optometry at Pacific University's College of Optometry in Forest Grove, Oregon. He is also a consultant to several contact lens manufacturers. He has primarily been involved in fitting specialty contact lenses and instructing both Ophthalmology and Optometry Residents on this subject since 1979. He lectures primarily on the subject of contact lens design and fitting and is a contributing editor of *Contact Lens Spectrum*.



**Joseph T. Barr, OD, MS, FFAO** - Dr. Barr received a Doctor of Optometry degree, a master's degree in Physiological Optics and a residency certificate in Contact Lenses from the Ohio State University College of Optometry. He is an emeritus professor of Optometry and Vision Science at Ohio State University, where he was also Associate Dean for Clinical Services and Professional Program until 2007. Currently, he is the VP of Global Clinical & Medical Affairs and Professional Services Vision Care at Bausch & Lomb in Rochester, NY.



**Helmut Binder, MD** - Dr. Binder is currently in private practice in Obertshausen, Germany and at the Neu Iseburg Surgical Center, Neu Iseburg, Germany. He received his Doctor of Medicine from the Semmelweis University of Budapest, Hungary. Prior to his current position, Dr. Binder was a Resident of Ophthalmology at St. Roche Hospital, Budapest, and later received his ophthalmology certification in Munich, Germany. Dr. Binder is a developer of ophthalmic devices and instruments, including an intraocular lens for suture-free implantation into aphakic eyes and a pre-loaded disposable injector for foldable IOLs, among others.



**Daniel Brazeau, OD** - Dr. Daniel Brazeau received his OD from L' Ecole d'Optométrie de l'Université de Montréal and has been since in private practice with 3 other ODs and 2 ophthalmologists, specializing in contact lenses. He teaches specialty contact lenses at L' Ecole d'Optométrie de l'Université de Montréal and is also in charge of the specialty contact lens clinic. He is an invited lecturer for the ophthalmology residency program of McGill University. Dr. Brazeau is also in charge of the continuing education program for optometrists of the Province of Quebec.



**Patrick J. Caroline, FFAO** - Mr. Caroline serves as an Associate Professor at the Pacific University College of Optometry in Forest Grove, Oregon. He is a Fellow member and Diplomat of the Cornea and Contact Lens Section of the American Academy of Optometry, and a council member of the International Society for Contact Lens Research.



**H. Dwight Cavanagh, MD** - Dr. Cavanagh was educated at MIT, Johns Hopkins and Harvard, and trained in ophthalmology at John Hopkins with fellowship training in corneal surgery at Harvard. He has served on the medical faculty of Johns Hopkins, Harvard, Emory and Georgetown Universities, and is currently the Dr. W Maxwell Thomas Chair Professor at the University of Texas Southwestern Medical Center (Dallas). He has served as Editor-in-Chief of the Journals Cornea and Eye & Contact Lens.



**Jean-Pierre Chartrand, MD** - Dr. Chartrand is an eye surgeon, specializing in laser eye surgery and is the Director of Contact Lens Teaching at McGill University, Montréal, Canada. He is Assistant Professor and senior staff surgeon at the Jewish General Hospital and consultant at Lakeshore General Hospital. Dr. Chartrand has been an active member of CLAO since 1984 and currently is the President of CLAO. He is also presently an active member of American and European Eye Care Societies. He gives lectures worldwide and is an advisor on many educational committees.



**Anuj Chauhan, PhD** - Dr. Chauhan is currently an Associate Professor and the Director of the Graduate Program in the department of Chemical Engineering at the University of Florida. He is also an adjunct faculty in the department of Ophthalmology at the University of Florida. Prior to his current position, Dr. Chauhan was a Post Doctoral Researcher in the departments of Optometry and Chemical Engineering at the University of California at Berkeley. He is one of the foremost international authorities on ophthalmic drug delivery by contact lenses with over ten publications and six patents in this area.



**Pamela Chinchilla, OD** - Dr. Chinchilla has over 15 years of experience in clinical patient management in the areas of Refraction, Contact Lenses, and Orthoptics and over 8 years of combined experience in development of occupational optometry and visual health programs, private practice, and University Lecturer. She has served for a year as a Director of Professional Affairs in Canada. She has worked in domestic and international practices in both English and Spanish.



**Joseph B. Ciolino, MD** - Dr. Ciolino is currently an instructor of ophthalmology at Massachusetts Eye and Ear Infirmary (MEEI) and on faculty at Harvard Medical School. He received his Doctor of Medicine from Georgetown University, served as an intern at Brown Medical School, and completed an ophthalmology residency at Albany Medical College. Prior to his current position, Dr. Ciolino was a clinical fellow in cornea and external disease at MEEI. Dr. Ciolino has a K-grant supporting his research on the development of drug-releasing contact lenses.



**Paulo de Oliveira, MD** - Dr. de Oliveira received his Doctorate in Medicine from São Paulo University in Brazil. He is currently Director of the Instituto Panamericano de Oftalmologia in Goiânia, Goiás, Brazil. He served as President of the Brazilian Contact Lens and Cornea Society (SOBLEC) for two terms: 1995-1997 and 1997-1999, and is the current Vice-President of SOBLEC. Most recently, Dr. de Oliveira was elected President of International Medical Contact Lens Council (IMCLC).



**Peter C. Donschik, MD** - Dr. Donschik is an internationally renowned medical and surgical ophthalmologist with over 40 years of professional experience and dedication to the field of ophthalmology. He is a leading authority in corneal and external diseases of the eye, laser vision correction, contact lenses, and corneal transplant surgery. In addition to his membership in prominent medical organizations, he has served as President for the Contact Lens Association of Ophthalmologists (CLAO) and is currently the Foundation President of the Joint Commission on Allied Health Personnel in Ophthalmology (JCAHPO).



**Donald Doughman, MD** - Dr. Doughman is the Medical Director of the Minnesota Lions Eye Bank and is Chief of Ophthalmology at the Veteran's Administration Medical Center. Dr. Doughman was also President of the Contact Lens Association of America through 1997 and now serves as the Executive Vice President. He is the former Chief of the Ophthalmology Department at the United States Public Health Service Hospital in Boston, Massachusetts and was a co-investigator on early Photorefractive Keratectomy studies leading to present day LASIK procedures.



**William T. Driebe, Jr., MD** - Dr. Driebe is chairman of the University of Florida Department of Ophthalmology. His areas of expertise include cornea and external disease and contact lenses. He completed his residency at the University of Florida and then completed his cornea fellowship at the Bascom Palmer Eye Institute. He is a past president of CLAO and also a past program chair for CLAO. He is currently the program chair for the CLAO Educational Research Foundation.



**William H. Ehlers, MD** - Dr. Ehlers is a well-respected contact lens specialist with over 20 years of experience in the eye care field. He is a Associate Professor at The University of Connecticut Health Center in Farmington, CT. As an administrator, he is involved in a host of ophthalmic organizations including, the Connecticut Society of Eye Physicians and the American Academy of Ophthalmology (AAO). Since 1999, he has served on the Board of Directors for the Contact Lens Association of Ophthalmologists (CLAO) and is currently President of the Joint Commission on Allied Health Personnel in Ophthalmology (JCAHPO).



**Sami G. El Hage, OD, PhD** - Dr. El Hage is a former student and colleague of professor Yves Le Grand in Paris, France. He has taught at the University of Paris and the University of Houston College of Optometry, where he was a tenured full professor and graduate faculty at the age of 33. He has lectured extensively nationally and internationally. Professor El Hage holds seven patents and trademarks on corneal topography and contact lens design; he maintains a private practice in Houston, Texas.



**Warren B. Fagadau, MD** - Dr. Fagadau is currently practicing Ophthalmology in Dallas, Texas, with Dr. Thomas Hawk. Their practice focuses on eye diseases and surgery, but with a strong emphasis on total wellness and the teamwork of a doctor-patient relationship. He received his Doctor of Medicine from the University of Texas Southwestern Medical School in Dallas. Prior to his current position, Dr. Fagadau was a Resident of Ophthalmology at Yale New Haven Hospital and later a Fellow in Corneal and Anterior Segment surgery at The Wilmer Eye Institute of Johns Hopkins Hospital in Baltimore, MD.



**Sam Fanous, MD, FRCS** - Dr. Fanous obtained his degree in medicine from the University of Montreal in 1978. He is certified in ophthalmology in Canada by the Royal college of Physicians of Canada, and in the United States by both The American Academy of Ophthalmology and The American Board of Eye Surgery. As founder and medical director of the Montreal Eye Clinic, Dr. Fanous has spearheaded several new eye surgery techniques in Quebec and Canada.



**Desmond Fonn, Dip Optom, M Optom** - Desmond Fonn is a Professor and Director of the Centre for Contact Lens Research at the School of Optometry, University of Waterloo, Waterloo, Ontario, Canada. He is a graduate of the School of Optometry in Johannesburg, South Africa and the University of New South Wales in Sydney, Australia where he also served as a consultant for the Cornea and Contact Lens Research Unit. He currently serves as Editor-In-Chief of Eye & Contact Lens and is on the editorial boards of Ophthalmic and Physiological Optics and The Ocular Surface.



**S. Lance Forstot, MD** - Dr. Forstot is a graduate of Princeton University and Johns Hopkins Medical School, and was a resident in ophthalmology and fellow in corneal diseases and surgery at the University of Florida. He has received the American Academy of Ophthalmology Honor and Senior Achievement Awards. He is a full Clinical Professor of Ophthalmology at the University of Colorado Medical School and has been awarded their outstanding Volunteer Faculty Teaching Award. He is the Immediate Past President of the Contact Lens Association of Ophthalmology.



**Gary N. Foulks, MD** - Dr. Foulks is The Arthur and Virginia Keeney Professor of Ophthalmology in the Department of Ophthalmology and Visual Sciences of the University of Louisville School of Medicine and is Director of the Cornea and External Disease Service at this institution. He is Assistant Dean for Clinical Trial Research at the University of Louisville School of Medicine. He is past president of the Castroviejo Cornea Society and the Contact Lens Association of Ophthalmologists. He presently is Editor-in-Chief of *The Ocular Surface* and is on the editorial boards of Cornea and the Eye and Contact Lenses.



**Albert Franceschetti, MD** - Dr. Franceschetti is one of Europe's leading ophthalmologists. He is former Chief of the Ophthalmology Unit at the Hôpital de la Tour, Geneva, Switzerland and is current President of the Continuous Education Committee of the Swiss Ophthalmological Society and President of the Contact Lens Committee of the Swiss Ophthalmological Society. He is a former delegate for quality control of the Swiss Ophthalmological Society and has contributed in various teaching and service capacities in European ophthalmology.

### FACULTY BIOGRAPHIES



**Michael H. Goldstein, MD, MBA** - Dr. Goldstein is Co-Director of the Cornea Service at the New England Eye Center/ Tufts Medical Center in Boston where he is an Assistant Professor of Ophthalmology at Tufts University School of Medicine. He received his undergraduate degree from Williams College in Williamstown, MA in political economy, and his medical degree from Northwestern School of Medicine in Chicago, IL. He obtained an MBA from the Kellogg Graduate School of Management. He completed his residency in ophthalmology at Boston University Medical Center.



**Julieta Habeyche Gonçalves, MD** - Dr. Goncalves founded the first Sector of Contact Lenses for residents at Santa Casa Hospital, a hospital located in Porto Alegre, RS, Brazil. She did her residence in Porto Alegre and after that she went to Bascom Palmer Eye Institute (Miami, FL) to the Sector of Cornea and Contact Lenses. She has experience working with complicated adaptations of contact lenses. She is also the first ophthalmologist in Southern Brazil to learn and teach Low Vision. She operates two clinics: one in Porto Alegre(RS) and another in Florianopolis(SC).



**Sheila B. Hickson-Curran, BSc(Hons), MCOptom, FFAO** - Ms. Hickson-Curran is Director of Medical Affairs at Vistakon®, a division of Johnson & Johnson Vision Care Inc., in Jacksonville, Florida. She spent 12 years in Research & Development at Vistakon and worked on the development of a number of contact lens products that are available worldwide including toric and bifocal lenses. She has a special interest in contact lens materials, design and the correction of astigmatism, and has been issued multiple patents and authored papers and book chapters on these topics.



**Brien Holden, OD, PhD, OAM** - Dr. Holden is Professor of the University of New South Wales and CEO of the Institute for Eye Research. He is CEO of the Vision Cooperative Research Centre and was previously founder and Director of the Cornea and Contact Lens Research Unit and Director of the Cooperative Research Centre for Eye Research and Technology. He is also CEO and President, Adventus Technology Inc. Professor Holden is active in international education and research and is the author of over 200 scientific papers. Professor Holden is internationally recognized for his work.



**Motozumi Itoi, MD** - Dr. Itoi is currently the Director of Dougenzaka Itoi Eye Clinic in Tokyo, Japan. He is also the associate professor of Juntendo University School of Medicine and the executive director of Japan Contact Lens Society. He is regarded as one of the leading keratoconus specialists in Japan. He has a Keratoconus outpatient clinic at Juntendo University School of Medicine, and also has more than four thousands keratoconus patients in his private clinic. He is also a member of the International Society of Contact Lens Research.



**Deborah S. Jacobs, MD** - Dr. Jacobs is a specialist in cornea and external eye disease and cataract, is currently Medical Director at the Boston Foundation for Sight in Needham, MA. Dr. Jacobs earned her undergraduate BA degree from Harvard and Radcliffe Colleges in 1981, majoring in biology and graduating summa cum laude. She is currently an Assistant Clinical Professor of Ophthalmology at Harvard Medical School and Part-time Faculty at MEEI Cornea Service.



**Newton Kara-Jose, MD** - Dr. Kara-Jose graduated in medicine in 1963 from the Federal University of Rio de Janeiro, Brazil. He has a PhD in Ophthalmology at the University of Sao Paulo, Brazil. Dr. Kara-Jose is currently a Full Professor of Ophthalmology at the Medical School of the University of Sao Paulo, Brazil and is well-known in Brazil and abroad for his work in social ophthalmology, mainly coordinating campaigns for eradicating cataracts in poor populations with low access to medical services.



**Howard Ketelson, PhD** - Dr. Ketelson is currently an Assistant Director at Alcon in Fort Worth and Head of Research for Consumer Products in Fort Worth, Texas. His post-doctoral work at Unilever Research in Port Sunlight, UK focused on emulsion technologies for personal care applications. His research at Alcon has led to several products on the market. He has been published in several scientific peer reviewed surface chemistry and physical chemistry based journals and is the holder of several patents at Alcon in the dry eye and contact lens care areas.



**James E. Key Jr., MD** - Dr. Key, a native Texan, attended the University of Texas where he was elected to Phi Beta Kappa in his junior year. All of his medical training, including internship and ophthalmology residency, was taken at Baylor College of Medicine, interrupted only by two years of active duty with the U.S. Navy during the Vietnam conflict. Dr. Key began the private practice of ophthalmology in the Texas Medical Center in 1976. He is past president of the Contact Lens Association of Ophthalmologists, editor of a major text on lens fitting, and lectures widely both in the U.S. and abroad.



**Chong Yew Khoo, MD** - Dr. Khoo is President of Asia-Pacific CLAO. He is Chairman of the Singapore Eye Research Institute IRB, and Chairman of the Singapore Optometrists and Opticians Board. He was guest lecturer at the 50th Anniversary of the Japan Contact Lens Society in 2007, titled "Pitfalls In Contact Lens and Myopia Progression Control Studies", and delivered the Oliver Dabeszies Lecture at the World Ophthalmology Congress in Hong Kong in 2008, titled "Bandage Lenses in Children."



**Bruce H. Koffler, MD** - Dr. Koffler is the Founder and Medical Director of Koffler Vision Group in Lexington, Kentucky. He is a fellowship trained ophthalmic surgeon who completed his training in Cornea and External Disease at the Georgetown University Center for Sight in Washington, D.C. in 1979. He has served on the CLAO Board of Directors in several capacities since 1995 and was elected President of CLAO in 2003. Dr. Koffler continues his ophthalmic research and has presented numerous scientific papers at international, national, state, and local professional meetings.




**Carina Koppen, MD** - Dr. Koppen is Head of the Cornea and Contact Lens Clinic, and Medical Director of the UZA Cornea Bank at the Department of Ophthalmology at the Antwerp University Hospital (Belgium). She is mainly active in cataract and corneal surgery, and in keratoconus treatment. She is also the treasurer of the Belgian Society of Cataract and Refractive Surgeons and Vice-President of the European Contact Lens Society of Ophthalmologists.



**Regis Kowalski, MS, M(ASCP)** - Mr. Kowalski is Professor of Ophthalmology and Associate Clinical Medical Director at the Charles T. Campbell Ophthalmic Microbiology Laboratory. He is Clinical Ophthalmic Microbiologist at the University of Pittsburgh Medical Center. As an active member of AAO, ARVO, OMIG, and the ASM he has contributed to numerous peer-reviewed chapters and manuscripts involving clinical ophthalmic microbiology and anti-infective drug discovery.



**David W. Lamberts, MD** - Dr. Lamberts has been a member of CLAO for more than twenty years. He was the director of the Cornea and External Disease service at Texas Tech University from 1978 to 1986 and is currently in private practice in Lubbock, TX. He is an associate clinical professor of ophthalmology at the Texas Tech Health Sciences Center. Dr. Lamberts was elected to the board of CLAO in 1999 and elected Treasurer and Financial Advisor in 2000. He is a past president of CLAO and still serves on the Education and Research Foundation.



**Michael A. Lemp, MD** - Dr. Lemp is currently Clinical Professor of Ophthalmology at Georgetown and George Washington Universities, the founding Editor-in-Chief of *The Ocular Surface*, the international journal of review for ocular surface disease, and serves as a scientific advisor to most of the major ophthalmic pharmaceutical companies. He currently directs the clinical research program at TearLab Inc., where he is the Chief Medical officer.



**Cesar Lipener, MD** - Dr. Lipener graduated in 1982 from the Federal University of São Paulo, Brazil where he also completed his residency from 1983-1985. He is Head of the Contact and Refraction Section of the Ophthalmology Department at the Federal University of Sao Paulo. He is also a member of the Board of Directors for SOBLEC, the Contact Lens, Cornea, and Refraction society in Brazil.



**Florence Malet, MD** - Dr. Malet completed her medical residency training in 1985 at Bordeaux University Hospital, and has specialized in cornea and anterior segment diseases at Brest University Hospital where she was responsible of the Unit of Contact lens fitting and research. In 2000, she moved to Bordeaux Hospital to develop the Contact Lens Unit of in the Ophthalmology University Department. She specializes in keratoconus contact lens fitting in the French National Reference Center for Keratoconus and is a past President of the French Contact Lens Society and is currently President-Elect of the ECLSO.



**William Masler, FCLSA** - Mr. Masler is the founder and President of AccuLens Inc. He has designed, fit and manufactured contact lenses for over 40 years. He is currently the Clinical Instructor of Contact Lens Education at the University of Colorado Health Sciences Department of Ophthalmology. Mr. Masler has held this position for over 20 years and he is widely renowned for his skill in fitting the most difficult or unusual contact lens patients.



**René Mely, MD** - Dr. Mely received his medical degree from the Louis Pasteur University Strasbourg (France) in 1981 and completed his residency at the University Hospital in Hombrugg/Germany. He has been in private practice since 1992 in Saarouis/Germany. He focuses on clinical research on therapeutic contact lenses, contact lens induced cornea infiltrates, ocular surface and contact lens care products. He was co-editor of the *International Contact Lens Journal Contactologia* from 1994 to 2000 and has served as Secretary General of the European Contact Lens Society of Ophthalmologists (ECLSO) since 2003.



**Leroy G. Meshel, MD** - Dr. Meshel is an American Academy of Ophthalmology board certified ophthalmologist who specializes in cornea pathology and contact lens technology. He has been awarded the "Distinguished Service Honor Award" by the American Academy of Ophthalmology and the "Faculty Distinguished Honor Award" by the Joint Commission of Allied Personnel in Ophthalmology. He has lectured extensively throughout the world and is the author of numerous academic papers and texts. He has been an editor of *Contact Lens Spectrum* and *CLAOFILE*.



**Langis Michaud, OD, MSc** - Dr. Michaud practices at Université de Montréal, focusing mainly in contact lenses and anterior segment diseases. He has been involved in numerous clinical studies for pharmaceutical and contact lens companies and sits on the advisory board of a number of these firms. For more than 10 years he was a visiting professor at the Université de Paris-Sud (France) and is currently involved in teaching/educational activities at the Vision Care Institute (Jacksonville, FL).



**Orestes Miraglia, MD** - Dr. Miraglia is an ophthalmologist and Director in a private clinic located at Belo Horizonte, MG, Brazil. He is also assistant professor of ophthalmology at Faculdade de Ciências Médicas de Minas Gerais, a past President of the Brazilian Society of Contact Lens and Cornea (SOBLEC), and is currently a member and head of the Board of Advisors of SOBLEC.



**James Murphy** - Mr. Murphy is the Vice President and General Manager of the Consumer Products Division at Alcon Laboratories, Inc. He has a BS degree in Business Administration from the University of Vermont and a Master of International Management from the University of Denver. He is a Board Member for the Contact Lens Institute, a member of the Tear Film Ocular Society (TFOS) and is on the Industry Council for the American Academy of Optometry.



**Kelly Nichols, OD, PhD** - Dr. Nichols received her undergraduate degree in Biology from the University of California, San Diego and her Doctor of Optometry degree from the University of California, Berkeley, followed by a residency in ocular disease at Omni Eye Specialists of Colorado. As a buckeye, Dr. Nichols completed a Master's degree in Public Health and a PhD in Physiological Optics at Ohio State University. She has been the PI on several pharmaceutical studies for investigational dry eye medications, in addition to participating in many dry eye and contact lens studies as part of the Dry Eye and Tear Film Laboratory.



### FACULTY BIOGRAPHIES



**Tom Roberts** - Mr. Roberts has twenty years experience in the contact lens industry around the globe, specifically in Japan. He currently holds the role of Business Director for Johnson & Johnson Vision Care Canada.



**Eric Romanowski, MS** - Mr. Romanowski is currently Associate Research Director of the Charles T. Campbell Ophthalmic Microbiology Laboratory at the UPMC Eye Center at the University of Pittsburgh, Pittsburgh, PA. His research interests include the discovery and development of new antiviral and antibacterial agents for ophthalmic use as well as the pathogenesis of viral and bacterial infections of the eye.



**Perry Rosenthal, MD** - Dr. Rosenthal is Assistant Clinical Professor of Ophthalmology at Harvard Medical School and is the Founding President, Vice Chairman, and Research Director of the Boston Foundation for Sight. He received his Doctor of Medicine from McGill University and completed his residency in ophthalmology at the Massachusetts Eye and Ear Infirmary where he founded its first Contact Lens Service. Subsequently, Dr. Rosenthal co-founded Polymer Technology Corporation, now a subsidiary of Bausch & Lomb, where he led the development of the Boston Lens polymers and solutions.



**Tania Schaefer, MD** - Dr. Schaefer is an ophthalmologist, the current President of SOBLEC (Brazilian Society of Contact Lens), Coordinator of the Contact Lens Service at the Clinical Hospital, in Curitiba, Brazil, and a member of the Scientific Committee of Work and Vision of ICOH.



**Muriel Schornack, OD** - Dr. Schornack is currently a consultant in the Department of Ophthalmology at the Mayo Clinic in Rochester, Minnesota. She received her Doctor of Optometry degree from the Illinois College of Optometry, and completed a residency in Primary Care Optometry at the Illinois Eye Institute. She began a scleral lens practice at Mayo in 2006, and has currently evaluated over 250 patients for scleral lens wear. Other clinical interests include refractive contact lenses and primary eye care practice development.



**Robert Schultze, MD** - Dr. Schultze is currently the Director of Cornea, External Disease and Refractive Surgery at Albany Medical College in Albany, New York. He received his Doctor of Medicine from Temple University. Dr. Schultze completed residency and fellowship in Cornea, External Disease and Refractive Surgery at Albany Medical College. He is a recipient of the American Academy of Ophthalmology's Honor Award and serves on the Committee for Eyebanks as well as the Eyebank Association of America's Medical Advisory Board.



**Boris Severinsky, BOptom** - Mr. Severinsky is currently head of contact lens service in Cornea clinic at Hadassah University Hospital, a consultant for the Contact Lens Clinic at St. John Eye Hospital in Jerusalem, and is a pediatric optometrist in the Pediatric Ophthalmology and Strabismus Department of Hadassah Mount Scopus Hospital in Jerusalem. Previously, Mr. Severinsky worked as a clinical optometry supervisor in the Optometry Department of Hadassah Academic College. Since 2001, he has specialized in scleral contact lens fitting.



**Harold A. Stein, MD** - Dr. Stein is currently Professor of Ophthalmology at the University of Toronto and practices at the Bochner Eye Institute. He has been identified with contact lenses since he began practice in the same year that Wichterly invented the soft contact lenses and revolutionized contactology. He has been with CLAO since its inception and has held many offices including President. He has authored or co-authored more than 35 books and individual chapters and contributed to over 200 peer review journals.



**Raymond M. Stein, MD** - Dr. Stein is the Medical Director of the Bochner Eye Institute. As an esteemed global leader in refractive surgery, he has been honored with numerous awards from a variety of prestigious international medical organizations, including the American Academy of Ophthalmology, the International Intraocular Implant Club and the Contact Lens Association of Ophthalmologists. Because of his commitment to advanced technologies and surgical excellence, Dr. Stein also served as the President of the Canadian Society of Cataract and Refractive Surgery.



**Thomas L. Steinemann, MD** - Dr. Steinemann is a corneal specialist and Chief of the Division of Ophthalmology at MetroHealth Medical Center. He is also a full-time faculty member and Professor of Ophthalmology at the Case School of Medicine, Case Western Reserve University, Cleveland, Ohio. He currently serves as a Director-at-Large on the CLAO Board of Directors. He has worked on a local, state, and national level to raise public awareness regarding the risks associated with decorative plano contact lenses obtained through non-professional, unlicensed sources.



**Ralph P. Stone, PhD** - Dr. Stone retired from Alcon Laboratories as Vice President for Consumer Products Research and Development in 2006 after 25 years in the eye care industry working for Bausch and Lomb, Wesley-Jessen Corp. and Paco Research Corporation. He developed a number of the care systems used in the field. He was responsible for classifying the differences in contact lenses, and this system continues to be used for conventional soft contact lens materials. He remains active in the field, continuing to carry out research, publishing, and presenting at various scientific meetings.



**Loretta B. Szcotka-Flynn, OD** - Dr. Loretta Szcotka-Flynn is Associate Professor at Case Western Reserve University Department of Ophthalmology & Visual Sciences and Director of the Contact Lens Service at the University Hospitals Case Medical Center in Cleveland, Ohio. She is a Diplomate in the Cornea and Contact Lens Section of the American Academy of Optometry and Diplomate Award Chair for the Section. She is serving a second term on the editorial board for Optometry and Vision Science and is a Contributing Editor for *Contact Lens Spectrum*.



**Ivy Thornton, MD** - Dr. Thornton is currently an Ophthalmology resident at the University of Louisville. Over the past two years, she has been working on several kerato-refractive research projects and publications, including the comparison of low vs. standard dose mitomycin C in PRK and Rainbow Glare as an optical side effect of IntraLASIK. Her work has been accepted for publication into the *American Journal of Ophthalmology*, the *Journal of Refractive Surgery*, *Ophthalmology* and most recently IOVS. Her current research project focuses on corneal and scleral crosslinking, for which she was awarded an ARVO Travel Grant for her presentation.



**C. Gregory Tiemeier, JD** - Mr. Tiemeier is currently counsel to the firm of Montgomery, Little, Soran, Murray and Kuhn, P.C. His first work as a lawyer was defending medical malpractice cases with the firm of Pryor, Carney & Johnson. He developed an interest and expertise in ophthalmology cases as a result of successfully defending several radial keratotomy lawsuits. Relying on this expertise, he has authored medical textbook chapters, articles in peer reviewed and non-peer reviewed medical periodicals, and has lectured to ophthalmologists across the United States on ophthalmic practice topics and avoiding malpractice lawsuits.



**Junko Tsukiyama, MD** - Dr. Tsukiyama is Chief Physician for the Department of Ophthalmology at Yanamoto Hospital in Wakyama, Japan and a part-time lecturer at the Department of Ophthalmology at Kinki University School of Medicine in Osaka, Japan. She completed her residency at Kinki University Hospital where she also received her medical degree and doctorate in ophthalmology.



**Elmer Y. Tu, MD** - Dr. Tu is an Associate Professor of Clinical Ophthalmology at the University of Illinois Eye and Ear Infirmary serving as Director of the Cornea and External Disease Service. His clinical and research interests include corneal transplantation, corneal storage media and infectious as well as immune-mediated keratitis.



**Ira J. Udell, MD** - Dr. Udell is Chairman of the Department of Ophthalmology at the North Shore-Long Island Jewish Health System. He has served as Chief of Cornea and External Disease at Long Island Jewish Medical Center and North Shore University Hospital, Chairman of Ophthalmology at Long Island Jewish Hospital from 1993 through 2004, and Vice-Chairman of the Health System recently merged Department of Ophthalmology. He is Professor of Ophthalmology at the Albert Einstein College of Medicine.



**Richard Wallingford, Jr., OD** - Dr. Wallingford is a past President of the American Optometric Association, serving as President (2005-2006). He is also the Past President of the Maine Optometric Association and past President of the Maine Board of Optometry, serving eleven years by the Governors appointment. He has served on an AOA committee/board continuously for over 27 years. He has been in private practice, a partnership specializing in contact lenses, and a large OD/MD practice with two ASCs and a Lasik center all in the State of Maine.



**Richard E. Weisbarth, OD** - Dr. Weisbarth has published and lectured internationally on a variety of contact lens and lens care related topics. He is a Fellow of the American Academy of Optometry and a Diplomate in its Cornea and Contact Lens Section. In 1996, Dr. Weisbarth was elected to the Academy's Executive Council. Currently, he sits on the Academy's Board of Directors and serves as Immediate Past President of the organization. Currently, he is Vice President, Global Head Professional Development & Partnerships for CIBA Vision Corporation.



**Ryoji Yanai, MD** - Dr. Yanai is Assistant Professor of Ocular Pathophysiology at the Yamaguchi University School of Medicine Yamaguchi, Japan. Prior to his current position, he served as Assistant Professor in the Department of Ophthalmology. He is former Chief Physician of the Department of Ophthalmology at Toyota-Central Hospital. He is a graduate of the Yamaguchi School of Medicine where he also completed his residency.



**Norihiko Yokoi** - Dr. Yokoi is currently an Associate Professor of Ophthalmology at the Department of Ophthalmology, Kyoto Prefectural University of Medicine. Prior to his current position, Dr. Yokoi was the Assistant Professor of Ophthalmology at the same university, and received his PhD there in 1995. His ophthalmological specialties include external eye disease, ocular surface disease, dry eye, and tear film physiology. He has developed various medical devices such as a video-meniscometer, a new meibography probe, and a video-interferometer together with a system for rheological analysis in association with other researchers.

**\*\* Note to Attendees: Please refer to the Faculty Disclosure Report provided in the ICLS Registration Packet**

## CLAO RECOGNITION HONOR AWARDS

### SENIOR HONOR AWARDS

#### (20 years or more)

Ronald H. Akashi, MD, Monterey Park, CA (d)  
 Patrick J. Caroline, COT, FCLSA, Portland, OR  
 Oliver H. Dabezies, Jr. MD, New Orleans, LA. (d)  
 Donald J. Doughman, MD, Minneapolis, MN  
 William T. Driebe, Jr., MD, Gainesville, FL  
 R. Linsy Farris, MD, New York, NY  
 Zoraida Fiol-Silva, MD, Philadelphia, PA  
 Melvin I. Freeman, MD Bellevue, WA  
 G. Peter Halberg, MD, New York, NY (d)  
 Hikaru Hamano, MD, Ashiya Hyogo, Japan  
 Keith Harrison, FCLSA, Toronto, Canada  
 Jack Hartstein, MD, Chesterfield, MO  
 Paul R. Honan, MD, Lebanon, IN  
 Peter R. Kastl, MD, PhD, New Orleans, LA  
 Herbert E. Kaufman, MD, New Orleans, LA  
 H. Jonathan Kersley, MD, London, England (d)  
 James E. Key, MD, Houston, TX  
 Bruce H. Koffler, MD, Lexington, KY  
 Richard G. Lembach, MD, Columbus, OH  
 Jay I. Lippman, MD, New Rochelle, NY  
 Leroy G. Meshel, MD, Ross, CA  
 Carole L. Mobley, FCLSA (H), Houston, TX  
 Perry Rosenthal, MD, Chestnut Hill, MA  
 Daniel J. Sigband, MD, Huntington Beach, CA (d)  
 Joseph Soper, Houston, TX (d)  
 Harold A. Stein, MD, Toronto, Canada  
 Frank J. Weinstock, MD, Canton, OH

### HONOR AWARDS

#### (10 years or more)

James V. Aquavella, MD, Rochester, NY  
 Penny A. Asbell, MD, New York, NY  
 James D. Atwood, MD, Sacramento, CA  
 Joseph A. Baldone, MD, New Orleans, LA  
 Jane S. Baldwin, COA, FCLSA Palm Harbor, FL  
 Edward S. Bennet, OD, St. Louis, MO  
 Perry S. Binder, MD, San Diego, CA  
 J. Elliott Blaydes, MD, Bluefield, W VA  
 Bruce I. Bodner, MD, Norfolk, VA  
 Herschell H. Boyd, MD, London, England  
 Michael D. Brown, Indianapolis, IN  
 Jorge N. Buxton, MD, New York, NY (d)  
 Kurt A. Buzard, MD, Las Vegas, NV  
 Herve M. Byron, MD, Englewood, NJ  
 Delmar R. Caldwell, MD, New Orleans, LA  
 Robert C. Campbell, MD, Minnetonka, MN  
 H. Dwight Cavanagh, MD, PhD, Dallas, TX  
 Jean-Pierre Chartrand, MD, Montreal, Canada  
 L. Dean Clements, Galena, OH  
 Robert J. Crossen, MD, Wilmington, VA  
 Robert A. D'Amico, MD, New York, NY  
 Peter C. Donshik, MD, W Hartford, CT  
 Sami G. El Hage, OD, PhD, Houston, TX  
 William H. Ehlers, MD, W. Hartford, CT  
 Irving Fatt, PhD, Berkley, CA (d)  
 Frank D. Fontana, OD, St. Louis, MO  
 Gary N. Foulks, MD, Louisville, KY  
 Miles H. Friedlander, MD, New Orleans, LA  
 Marvin A. Garland, MD, West Covina, CA  
 James M. Gordon, MD, Florissant, MO  
 Robert M. Grohe, OD, Homewood, IL  
 Ellis Gruber, MD, New York, NY  
 Takashi Hamano, MD, Osaka, Japan  
 Michael G. Harris, OD, ID, Berkeley, CA.  
 William S. Harris, MD, Dallas, TX (d)  
 Frank B. Hoefle, MD, New York, NY  
 Frank J. Holly, MD, Lubbock, TX  
 L. Jay Katz, MD, Philadelphia, PA  
 Richard E. Keates, MD, Irvine, CA  
 Richard P. Kratz, MD, New Port Beach, CA  
 David W. Lamberts, MD, Lubbock, TX  
 Michael A. Lemp, MD, Washington, DC  
 Richard L. Lindstrom, MD, Minneapolis, MN  
 Angela E. Luistro, W. Hartford, CT

Scott MacRae, MD, Portland, OR  
 Ezra Maguen, MD, Los Angeles, CA  
 Barry A. Maltzman, MD, Jersey City, NJ  
 John S. Massare, PhD, Webster, TX  
 William D. Mathers, MD, Portland, OR  
 Lynn Maund, Toronto, Canada  
 James P. McCulley, MD, Dallas, TX  
 Marguerite McDonald, MD, New Orleans, LA  
 Gerald Meltzer, MD, Englewood, CO  
 R. Hugh Minor, MD, Bellevue, WA  
 Carl F. Moore, NCLC, FCLSA, San Leandro, CA  
 Jack W. Moore, FCLSA, Minneapolis, MN  
 John Morgan, MD, Ontario Canada  
 Anthony Nesburn, MD, Los Angeles, CA  
 Craig W. Norman, South Bend, IN  
 Roswell Pfister, MD, Birmingham, AL  
 Phyllis L. Rakow, BA, COMT, E. Brunswick, NJ  
 Larry F. Rich, MD, Portland, OR  
 Jeffrey B. Robin, MD, Hoffman Estates, IL  
 Perry Rosenthal, MD, Chestnut Hill, MA  
 Whitney G. Sampson, MD, Houston, TX (d)  
 Abe Schlossman, MD, New York, NY (d)  
 David J. Schanzlin, MD, St. Louis, MO  
 Edward L. Shaw, MD, Phoenix, AZ  
 Nick C. Siviglia, PhD, Lancaster, PA  
 Bernard Slatt, MD, Toronto, Canada  
 Charles B. Slonim, MD, Tampa, FL  
 O. David Solomon, MD, Cleveland, OH  
 Raymond M. Stein, MD, Toronto, Canada  
 Susan M. Stenson, MD, New York, NY  
 George A. Stern, MD, MBA, Missoula, MT  
 Ralph T. Sutton, FCLSA (H) Cincinnati, OH  
 Jean Ann Vickery, FCLSA Oklahoma City, OK  
 Michael A. Ward, FCLSA (H) Atlanta, GA  
 Louis A. Wilson, MD, Atlanta, GA (d)  
 Lawrence A. Winograd, MD, Denver, CO (d)

(d) - Deceased

## NAMED LECTURESHIPS AND AWARDS

### KEYNOTE SPEAKERS

1980 Max H. Talbott, MD  
 1981 Max H. Talbott, MD  
 1982 Hon. Albert Gore  
 1984 Whitney G. Sampson, MD  
 1985 Hon. W. Henson Moore  
 1986 Sanford A. Marcus  
 1989 James Sammons, MD  
 1991 C. John Tupper, MD  
 1994 William A. Maxwell, MD, PhD  
 1995 Senator Harry Reid  
 1996 Richard L. Lindstrom, MD (Surgical)  
 1997 Marguerite B. McDonald, MD (Surgical)

### EVERETT KINSEY LECTURERS

1987 Carl Kupfer, MD  
 1988 Irving J. Fatt, PhD  
 1989 Henry Edelhauser, PhD  
 1990 Stephen D. Klyce, PhD  
 1991 Jay Enoch, OD, PhD  
 1992 Robert Mandell, OD, PhD  
 1993 J. W. Costerton, PhD  
 1994 Bernard E. McCarey, PhD  
 1995 Roger W. Beuerman, PhD  
 1996 Edwin M. Stone, MD, PhD  
 1997 Gregory S. Schultz, PhD  
 1998 Steven E. Wilson, MD  
 1999 M. Cristina Kenney, MD, PhD  
 2000 Jean-Marie Parel, PhD

### THEODORE E. OBRIG LECTURERS

1977 Joseph W. Soper, FCLSA  
 1978 Kenneth Swanson, FCLSA  
 1979 Jack W. Moore, FCLSA  
 1987 Linda J. Rhodes, NCLC  
 1988 Craig W. Norman, FCLSA  
 1989 Fred Danker, FCLSA  
 1990 Michael A. Ward, FCLSA  
 1991 William Winegar, FCLSA  
 1992 Paulette S. Kays, FCLSA

### RICHARD L. LINDSTROM, MD, LECTURERS

1998 Douglas D. Koch, MD  
 1999 Daniel S. Durrie, MD  
 2000 W. Bruce Jackson, MD  
 2001 Larry F. Rich, MD  
 2002 Jack Holladay, MD  
 2003 Raymond M. Stein, MD  
 2004 Edward Holland, MD  
 2005 Roger Steinert, MD  
 2006 George Waring, MD  
 2007 David R. Hardten, MD  
 2008 Perry S. Binder, MD  
 2009 Eduardo C. Alfonso, MD

### OLVER H. DABEZIES, JR., MD, LECTURERS

2001 William M. Bourne, MD  
 2002 Peter C. Donshik, MD  
 2003 James E. Key, II, MD  
 2004 William T. Driebe, Jr., MD  
 2005 Scheffer Tseng, MD, PhD  
 2006 James McCulley, MD  
 2007 Elizabeth Cohen, MD  
 2008 James Chodosh, MD  
 2009 H. Dwight Cavanagh, MD, PhD

### HAROLD A. STEIN, MD, LECTURERS

2001 Sven Erik G. Nilsson, MD, PhD  
 2002 Irwin Siegel, OD, PhD  
 2003 Frank Holly, PhD  
 2004 Stephen Plugfelder, MD  
 2005 Miguel Refojo, DSc  
 2006 Perry Rosenthal, MD  
 2007 Raymond M. Stein, MD  
 2008 Mark Terry, MD  
 2009 Florence Malet, MD

### PRESIDENT'S AWARD

2007 Melvin I. Freeman, MD  
 2008 Peter C. Donshik, MD

### RECIPIENTS OF THE R. HUGH MINOR DISTINGUISHED SERVICE AWARD

1987 R. Hugh Minor, MD  
 1990 Paul R. Honan, Jr., MD  
 1991 Oliver H. Dabezies, Jr., MD  
 1992 Whitney G. Sampson, MD  
 1993 Harold A. Stein, MD, FRCS-C  
 1994 R. Linsy Farris, MD  
 1995 Herve M. Byron, MD  
 1996 Melvin I. Freeman, MD  
 1997 James E. Key, II, MD  
 1998 Leonard N. Waldbaurn, Esq  
 1999 H. Jonathan Kersley, MD  
 2000 Richard G. Lembach, MD  
 2001 Marie Salassi, MD  
 2002 Carol R. Mobley, FCLSA  
 2003 Peter C. Donshik, MD  
 2004 Joseph Spaar, MD  
 2005 John S. Massare, PhD  
 2006 William T. Driebe, Jr., MD  
 2007 David W. Lamberts, MD  
 2008 Zoraida Fiol-Silva, MD

### WHITNEY G. SAMPSON, MD, LECTURERS

1991 Oliver H. Dabezies, Jr., MD  
 1992 R. Linsy Farris, MD  
 1993 Harold A. Stein, MD, FRCS-C  
 1994 Herbert E. Kaufman, MD  
 1995 Perry S. Binder, MD  
 1996 Steven D. Klyce, PhD  
 1997 H. Dwight Cavanagh, MD, PhD  
 1998 James P. McCulley, MD  
 1999 Donald J. Doughman, MD  
 2000 Marguerite B. McDonald, MD  
 2001 William T. Driebe, Jr., MD  
 2002 Michael A. Lemp, MD  
 2003 Gary N. Foulks, MD  
 2004 William D. Mathers, MD  
 2005 Peter C. Donshik, MD  
 2006 M. Cristina Kenney, M.D., Ph.D.  
 2007 Zoraida Fiol-Silva, MD  
 2008 George A. Stern, MD

### CLAO BOARD OF DIRECTORS

#### 2008 - 2009

President .....	S. Lance Forstot, MD
President Elect .....	Jean-Pierre Chartrand, MD
Immediate Past President .....	William H. Ehlers, MD
Finance and Audit Chair .....	Ira J. Udell, MD
Long Range Planning/EVP .....	Donald J. Doughman, MD
Scientific Programs Chair/VP .....	Michael H. Goldstein, MD
International Relations Chair .....	E. Lee Stock, MD
The CLAO Journal Editor .....	Desmond Fonn, M. Optom., FAAO
Directors at Large .....	Warren G. Fagadau, MD Oliver D. Schein, MD Thomas L. Steinemann, MD Jeanine K. Suchecki, MD
Executive Director .....	John S. Massare, PhD
Legal Counsel .....	Leonard N. Waldbaum, Esq
2008 CLAO Education Committee .....	Michael H. Goldstein, Chair William H. Ehlers, MD S. Lance Forstot, MD Melvin I. Freeman, MD E. Lee Stock, MD

### CLAO PAST PRESIDENTS

Abraham Schlossman, MD 1963-66	H. Dwight Cavanagh, MD, PhD 1987
Chester J. Black, MD 1967	R. Linsy Farris, MD 1988
Joseph M. Dixon, MD 1968	R. Hugh Minor, MD, 1989
John A. Dyer, MD 1969	Richard G. Lembach, MD 1990
Richard P. Kratz, MD 1970	James E. Key, II, MD 1991
Donald A. Fonda, MD 1971	Peter C. Donshik, MD, 1992
James H. Allen, MD 1972	Melvin I. Freeman, MD 1993
Whitney G. Sampson, MD 1973	James D. Atwood, MD 1994
Herschell H. Boyd, MD 1974	Penny A. Asbell, MD 1995
Oliver H. Dabezies, Jr., MD 1975	Donald J. Doughman, MD 1996
Jorge N. Buxton, MD 1976	William D. Mathers, MD 1997
G. Peter Halberg, MD 1977	Zoraida Fiol-Silva, MD 1998
Jack Hartstein, MD 1978	William T. Driebe, Jr., MD 1999
Herbert E. Kaufman, MD 1979	Susan M. Stenson, MD 2000
Richard H. Keates, MD 1980	Gary N. Foulks, MD 2001
Paul R. Honan, Jr., MD 1981	Bruce H. Koffler, MD 2002
Joseph A. Baldone, MD 1982	Peter R. Kastl, MD, PhD 2003
James V. Aquavella, MD 1983	David W. Lamberts, MD 2004
Harold A. Stein, MD 1984	George A. Stern, MD 2005
Herve M. Byron, 1985	William H. Ehlers, MD 2006
Perry S. Binder, MD, 1986	

### CLAO ICLS OBJECTIVES

The primary objective of the CLAO ICLS is to provide the comprehensive ophthalmologist, the ophthalmologist-in-training, and other interested eye care professionals basic and clinically applicable information regarding the anterior segment of the eye, with special emphasis on contact lenses.

To this end, the scope of the CLAO ICLS includes symposia and courses on contact lenses, keratorefractive surgery, optical dispensing, and other science dealing with the cornea and anterior segment of the eye.

Ancillary features of the meeting include discussions concerning the impact of new technology on the eye care practice. Practice management, as it relates to patient care, is also covered.

**2009 ICLS Co-Chairs:**  
Jean-Pierre Chartrand, MD  
Daniel Brazeau, OD

The Contact Lens Association of Ophthalmologists (CLAO) is accredited by the Accreditation Council for Continuing Medical Education (ACCME) to provide continuing medical education for physicians.

The Contact Lens Association of Ophthalmologists (CLAO) designates this educational activity for a maximum of **19.0 AMA PRA Category 1 Credits™**. Physicians should only claim credits commensurate with the extent of their participation in the activity.

<b>Possible CME Credits:</b>	Thursday, September 24, 2009	4.0 Credits
	Friday, September 25, 2009 .....	7.5 Credits
	Saturday, September 26, 2009 .....	7.5 Credits
<b>Total Credits:</b>		<b>19 Credits</b>

Physicians attending the 2009 CLAO International Contact Lens Summit are required, at the end of the educational program, to indicate how many credits they are applying for this activity at the CLAO Registration Desk in the registration area of the Hyatt Regency hotel.

CME Credit documentation for physicians for the 2009 CLAO International Contact Lens Summit will be available for attendees after the meeting and upon completion of a short survey form in to assist CLAO in complying with ACCME Guidelines for Continuing Medical Education.

The Quebec Order of Optometrists has approved eight (8) hours of Ocular Health A Credits and eight (8) hours of General Optometry A credits.

#### JCAHPO Continuing Education Credits

Technicians will receive JCAHPO B credits according to the following ratios:

COA/COT: One (1) B credit for every two hours of physician credits earned.  
COMT: One (1) B credit for every one hour of physician credits earned.

**Meeting Attire:** Business Casual

#### Mission Statement:

**The mission of CLAO is to advance quality medical eye care for the public by providing comprehensive ophthalmologists and other eye care professionals with education and training in contact lenses and related eye care science.**

**Thank you to the following companies for their generous support**

**Acknowledgment of  
Platinum Level Support**



**Platinum Level \$40,000**

**Acknowledgment of  
Silver Level Support**



**Silver Level \$20,000**

**STATEMENT CONCERNING ANTI-COMPETITIVE CONDUCT** The purpose of this meeting is to discuss and act on matters related to the science of contact lenses and not to discuss or pursue the business interests of any individual or of any other company or business entity. Each person in attendance at this meeting should be aware of and must proceed with caution and alertness towards the requirements and prohibitions of federal and state anti-trust laws. No one should engage in discussions, either at this meeting or in private conversations, of the business plans or contemplated activities of our individual medical entities or the plans and activities of any other company or business entity. We should concern ourselves only with the science of contact lenses as set forth in the agenda for this meeting.

# ICLS Platinum and Silver Companies

**Comfort is a reflection of the science inside**




**Recommend OPTI-FREE® RepleniSH® MPDS – it's a positive reflection on you.**

**The Science of Comfort™**

©2009 Alcon, Inc. 8/09 09080RAD28 www.opti-free.com **Alcon**

## AIR OPTIX™ AQUA

An Advanced Combination of Natural Elements




Oxygen

Moisture

A New Level of **COMFORT**

- On Contact
- All Day
- Every Day



Call your CIBA VISION representative or visit [mycibavision.com](http://mycibavision.com).

† Compared with O<sub>2</sub>OPTIX™. \* AIR OPTIX AQUA: Dk/t 138@ -3.00D. Other factors may impact eye health. Eye exam and fitting fee may be required. Reference: 1. CIBA VISION, data on file, 2007. © CIBA VISION Corporation

**The Stretch:**  
The hassle of straining to see with readers because your contacts won't do.



**Prescribe PureVision® Multi-Focal Lenses.**  
Designed To Offer Patients All-Distance Optics™ – Near, Far And In-Between.



- 1. Near
- 2. Intermediate
- 3. Far

- Aspheric center-near design so the power of the lens varies gradually across the optic zone. This allows for “natural” and smooth transitions, from near to far.

**With Bausch & Lomb's Multi-Focal Lens Design, 90% Of Patients Achieved Their Final Prescriptions With Only One Return Visit.†**

†. Personal correspondence about fitting results data from study reported in Richdale K, et al: Comparison of Multifocal and Monovision Soft Contact Lens Corrections in Patients with Low-Astigmatic Presbyopia. *Optom Vis Sci*; 83:266-273, 2006.

**Bausch & Lomb PureVision Multi-Focal** (Bofitlon A)



**8:45 PM Comfortably terrified.**

Contact lenses shouldn't compete for your patient's attention—especially during evening activities. And with ACUVUE® OASYS™ Brand Contact Lenses with HYDRACLEAR® Plus, they won't. Consider this:

- Discomfort is the main reason 80% of wearers discontinue their contact lenses before age 50\*
- Nearly 80% of patients rate ACUVUE® OASYS™ Brand excellent or very good in “comfort at the end of the day”†
- Traditional hydrogel lenses make patients 50% more likely to discontinue than newer technologies such as ACUVUE® OASYS™†
- Numbers that tell the story: more than 9 out of 10 patients stay in ACUVUE® OASYS™†

Ask your patients when their contacts become uncomfortable, and fit them with a lens that starts and stays comfortable until the end of the day—ACUVUE® OASYS™.

**Lenses also available for ASTIGMATISM!**

**ACUVUE® OASYS™ with HYDRACLEAR® Plus**

**LIFE HAPPENS BEYOND THE CHAIR™**

ACUVUE® Brand Contact Lenses are indicated for vision correction. As with any contact lens, eye problems, including corneal ulcers, can develop. Some wearers may experience mild irritation, itching or discomfort. Lenses should not be prescribed if patients have an eye infection, or experience eye discomfort, excessive tearing, vision changes, redness or other eye problems. Consult the package insert for complete information. Complete information is also available from VISTAKON®, Division of Johnson & Johnson Vision Care, Inc., by calling 1-800-843-2020 or by visiting [jvjvisioncare.com](http://jvjvisioncare.com).

\*RRS, 2008. †CIBAVISION™ Brand Contact Lenses Fitting Study Consumer Endpoints. Refutable Under Use. Market Research and Brand Strategy. ©2008 Johnson & Johnson Vision Care, Inc.

ACUVUE® OASYS™, HYDRACLEAR®, LIFE HAPPENS BEYOND THE CHAIR™, and VISTAKON® are trademarks of Johnson & Johnson Vision Care, Inc. ©Johnson & Johnson Vision Care, Inc. 2008.